


continuous.



Continuously Tunable Laser

880 .. 1630 nm

- Wide mode-hop-free tuning (up to 120 nm)
- High resolution (down to kHz level)
- Perform measurements at the quantum limit with low noise & drift (linewidth < 10 kHz)
- User friendly control panel and remote control
- Maintenance-free operation with FLOW

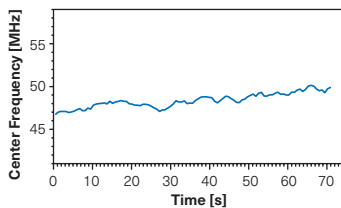
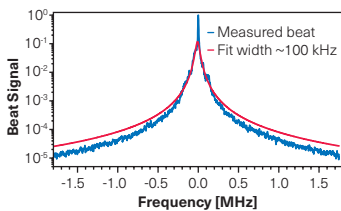
learn more...



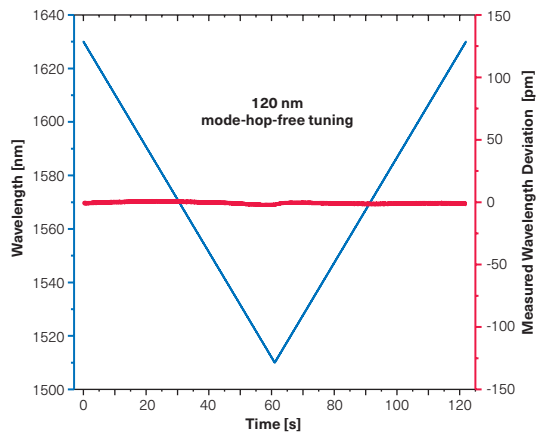
toptica.com/continuous



Specifications							
CTL version	900	950	1050	1320	1470	1500	1550
Wavelength range [nm]	880 - 940	910 - 980	1010 - 1100	1290 - 1350	1420 - 1530	1460 - 1570	1510 - 1630
Absolute accuracy [pm]	< 100		< 110	< 130	< 140	< 150	
Relative accuracy [pm]	< 10						
Typical linewidth (5 μ s) [kHz]	< 10						
Max. scan speed [nm/s]	10						
Smallest motor step [pm]	0.3	0.4	0.5				
Piezo scan [GHz]	55	45	40	35			
Piezo step size [kHz]	< 10			< 5			
Options							
Output Isolation	Alignment-free broadband isolators, up to triple stage						
Fiber Coupling	FiberDock for FC/APC PM fiber coupling, typical fiber coupling efficiency 50%						
Laser Locking	DLC pro LOCK, FALC pro, PDH/DLC pro, wavelength meters and more						
Optical amplification	An optical amplifier, BoostTA pro, can be operated from the same DLC pro controller						



Top: Average of 100 individually centered beat measurements with 50 ms sweep time each: Beat width \approx 100 kHz. Bottom: Change of center frequency in 70 seconds: Drift < 5 MHz



CTL 1550 wavelength scan and deviation from set wavelength measured with a wavelength meter.